

Overview - Public Entities Quarterly Reporting

Approved receipts

25,4

1,4%

Approved spending

(Blank)

(Blank)

Surplus/(deficit)

25,4

- ☐ R billion
- ☒ R million
- ☐ R thousand

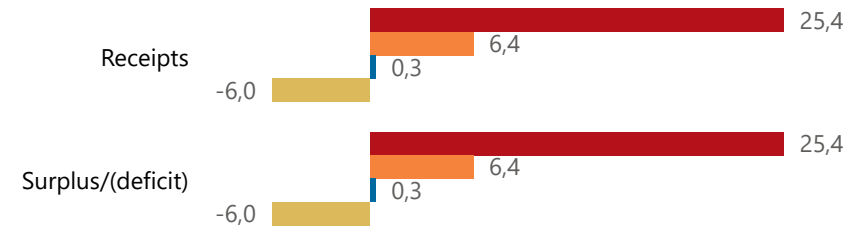


national treasury

Department:
National Treasury
REPUBLIC OF SOUTH AFRICA

Consolidation

● Approved ● Forecast ● YTD ● Variance



Composition of receipts



Composition of spending

Functional grouping

Quarter

1

Cluster

All

Department

National Treasury

Entity

Ombud Council

Spending by PFMA schedule

Public Entities Receipts

Approved sales of G&S

25,4

(Blank)

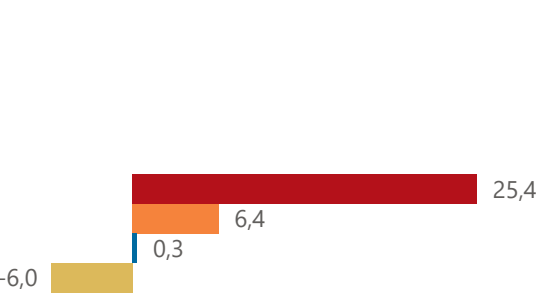
Approved transfers

(Blank)

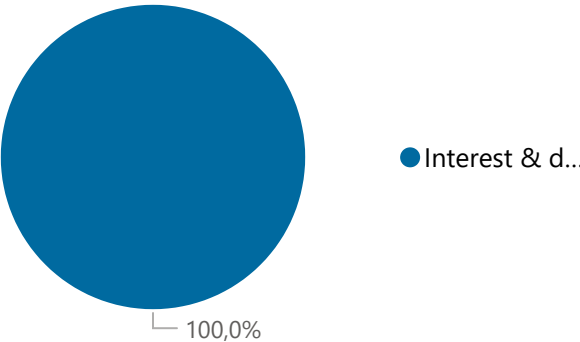
(Blank)

Actual vs Forecast

● Approved ● Forecast ● YTD ● Variance



Composition of receipts



Top 5 Receipts



Quarter

1

Cluster

All

Department

National Treasury

Entity

Ombud Council

Top 5 Transfers

Receipts

Level 3	Approved	YTD	% YTD
Interest & dividends		0,3	100,0%
Sales of G&S	25,4		
Total	25,4	0,3	100,0%

Top 10 Entities



Public Entities Spending

Approved CoE (Blank) (Blank)	Approved G&S (Blank) (Blank)	Approved transfers 50,9 1,4%
---------------------------------	---------------------------------	---------------------------------

- ☐ R billion
- ☒ R million
- ☐ R thousand



national treasury
Department:
National Treasury
REPUBLIC OF SOUTH AFRICA

Actual vs Forecast

Composition of spending

Top 5 Goods & services

Quarter

1

▼

Cluster

All

▼

Department

National Treasury

▼

Entity

Ombud Council

▼

Capital assets

Spending

Level 3	Approved	YTD	% YTD
Total			

Top 10 Entities